





רכבת
תרגול
האותיות

ב ב ב ב ב ב

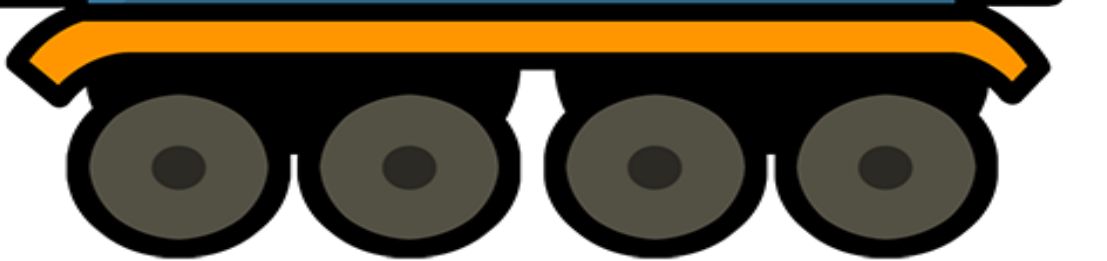


בית

א א א א א א



אלף

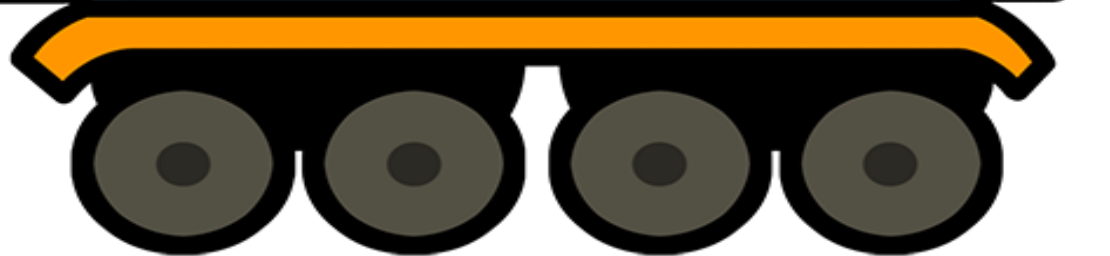


Handwriting practice for the Hebrew letter **דלת** (Daleth). The left side features a vertical column of seven dashed 'ד' characters on a background of alternating light and dark gray horizontal lines. The right side is a solid light blue vertical panel with a large dashed 'ד' character at the top and the word **דלת** written in black at the bottom.

Handwriting practice for the Hebrew letter **גימל** (Gimel). The left side features a vertical column of seven dashed 'ג' characters on a background of alternating light and dark gray horizontal lines. The right side is a solid dark blue vertical panel with a large dashed 'ג' character at the top and the word **גימל** written in black at the bottom.

A blue train car with a white-bordered light blue shield in the center containing a large black Hebrew letter **ד**. A small logo with colorful puzzle pieces and the text **ת.י.ח.נ.י.** is located in the bottom right corner of the car.

A blue train car with a white-bordered dark blue shield in the center containing a large black Hebrew letter **ג**. A small logo with colorful puzzle pieces and the text **ת.י.ח.נ.י.** is located in the bottom right corner of the car.

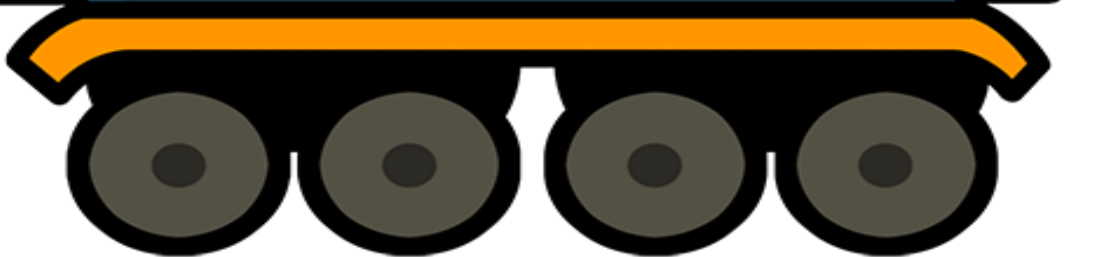


Handwriting practice for the Hebrew letter 'ו' (Vav). The left side features a vertical column of seven horizontal lines, each with a dashed vertical line on the right side for tracing. The right side is a solid orange rectangle containing a large dashed outline of the letter 'ו' with arrows indicating the stroke direction: a horizontal line from left to right, followed by a vertical line from top to bottom. Below the letter is the Hebrew letter 'ו'.

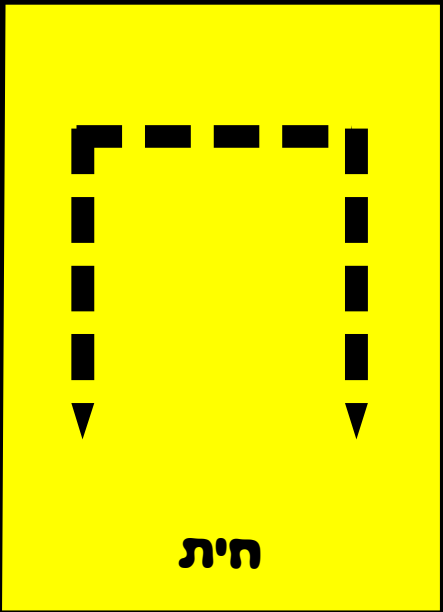
Handwriting practice for the Hebrew letter 'ה' (Heh). The left side features a vertical column of seven horizontal lines, each with a dashed vertical line on the right side for tracing. The right side is a solid pink rectangle containing a large dashed outline of the letter 'ה' with arrows indicating the stroke direction: a horizontal line from left to right, followed by a vertical line from top to bottom, and a diagonal line from the top right to the middle. Below the letter is the Hebrew letter 'הא'.

A blue train car with a large orange shield-shaped area in the center containing a solid black Hebrew letter 'ו'. A small logo in the bottom right corner of the car reads 'תלמוד תשע"ג' (Talmud 2013).

A blue train car with a large pink shield-shaped area in the center containing a solid black Hebrew letter 'ה'. A small logo in the bottom right corner of the car reads 'תלמוד תשע"ג' (Talmud 2013).




ה ה ה ה ה ה




הית

ד ד ד ד ד ד



דין




7
7
7
7
7
7
7

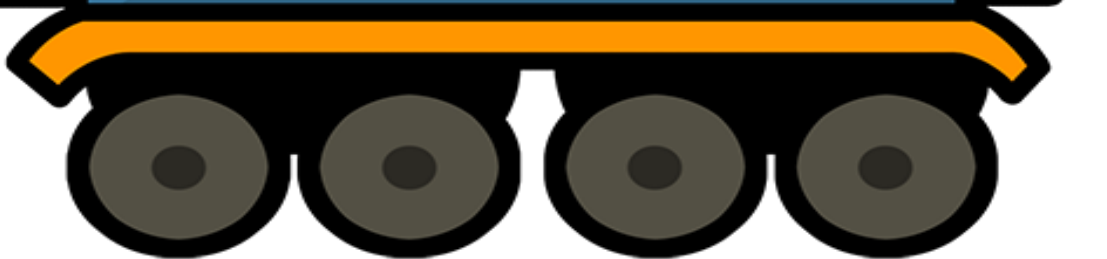


למד

כ
כ
כ
כ
כ
כ
כ



כך

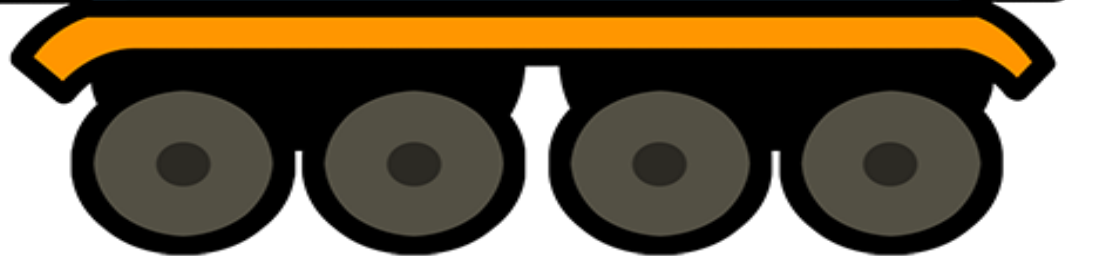


Handwriting practice for the Hebrew letter **נון** (Nun). The left side features a vertical column of six horizontal lines, each starting with a small 'נ' character. The right side is a light blue rectangular area containing a large dashed outline of the letter 'נון' for tracing. Below the tracing area, the Hebrew word **נון** is printed in black.

Handwriting practice for the Hebrew letter **מם** (Mem). The left side features a vertical column of six horizontal lines, each starting with a small 'מ' character. The right side is a dark blue rectangular area containing a large dashed outline of the letter 'מם' for tracing. Below the tracing area, the Hebrew word **מם** is printed in black.

A blue train car with a light blue banner in the center containing the large black Hebrew letter **נ**.

A blue train car with a dark blue banner in the center containing the large black Hebrew letter **מ**.



Tracing practice for the Hebrew letter 'עין' (ayin). The left side features a vertical column of six dashed 'ע' characters on a white background with horizontal grey lines. The right side is a solid orange rectangle containing a large dashed 'ע' character with arrows indicating the stroke direction: two vertical lines going up and a horizontal line connecting them at the bottom.

עין

A blue train car with a large orange shield-shaped area in the center containing a solid black Hebrew letter 'ע'.



Tracing practice for the Hebrew letter 'סמך' (smach). The left side features a vertical column of six dashed 'ס' characters on a white background with horizontal grey lines. The right side is a solid pink rectangle containing a large dashed 'ס' character.

סמך

A blue train car with a large pink shield-shaped area in the center containing a solid black Hebrew letter 'ס'.

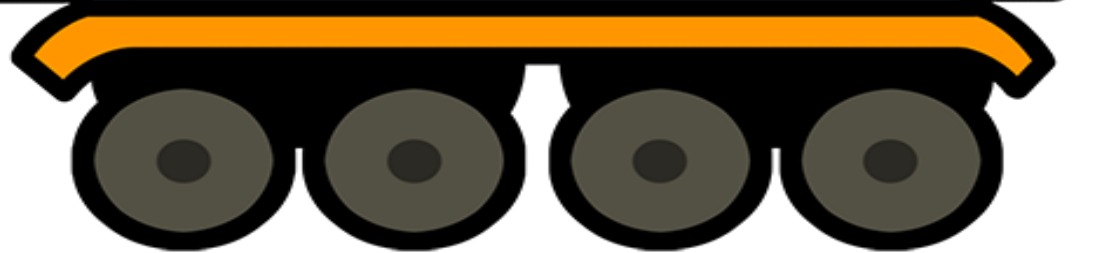


Handwriting practice for the Hebrew letter 'ז' (Zayin). The left side features a vertical column of six dashed 'ז' characters on a set of horizontal lines. The right side is a yellow box containing a large dashed 'ז' for tracing, with a small 'ז' at the top right and a 'ז' at the bottom right. Below the tracing 'ז' is the Hebrew letter 'ז' written in black.

Handwriting practice for the Hebrew letter 'ג' (Gimel). The left side features a vertical column of six dashed 'ג' characters on a set of horizontal lines. The right side is a yellow box containing a large dashed 'ג' for tracing, with a small 'ג' at the top right and a 'ג' at the bottom right. Below the tracing 'ג' is the Hebrew letter 'ג' written in black.

A blue train car with a yellow shield-shaped sign in the center containing a large black Hebrew letter 'ז'. A small logo with the Hebrew word 'תחילת' (Tachilat) and 'השנה' (hashana) is located in the bottom right corner of the car.

A blue train car with a yellow shield-shaped sign in the center containing a large black Hebrew letter 'ג'. A small logo with the Hebrew word 'תחילת' (Tachilat) and 'השנה' (hashana) is located in the bottom right corner of the car.



Handwriting practice for the Hebrew letter 'resh' (ר). The left side features a vertical column of seven horizontal lines, each with a dashed 'resh' character for tracing. The right side is a pink rectangular area containing a large dashed 'resh' character with a downward-pointing arrow indicating the stroke direction. Below the pink area, the word 'ריש' (resh) is written in black Hebrew characters.

Handwriting practice for the Hebrew letter 'qof' (ק). The left side features a vertical column of seven horizontal lines, each with a dashed 'qof' character for tracing. The right side is a purple rectangular area containing a large dashed 'qof' character with a downward-pointing arrow indicating the stroke direction. Below the purple area, the word 'קוף' (qof) is written in black Hebrew characters.

A blue train car with a large pink rectangular area in the center containing a solid black Hebrew letter 'ר' (resh). A small logo with colorful puzzle pieces and the text 'תלמידי חסידות' is located in the bottom right corner of the car.

A blue train car with a large purple rectangular area in the center containing a solid black Hebrew letter 'ק' (qof). A small logo with colorful puzzle pieces and the text 'תלמידי חסידות' is located in the bottom right corner of the car.



ת

ת

ת

ת

ת



תו

ת




ש

ש

ש

ש

ש



שין

ש

