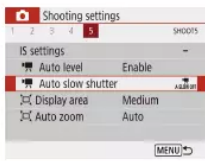


Disabling Auto Slow Shutter

▶ Still Images ▶ Movies

Auto slow shutter can be disabled if movement in **HD 59.94P** **HD 59.94P** movies. However, under low light, movies may look dark.

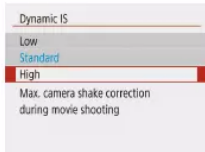


- Choose **[MENU]** menu (M/23) > [Auto slow shutter] > [Disable].

Correcting Severe Camera Shake

▶ Still Images ▶ Movies

Counteract severe camera shake, such as when recording while moving. The portion of images displayed changes more than for [Standard], and subjects are further enlarged.



- Choose **[MENU]** menu (M/23) > [IS settings] > [Dynamic IS] > [High].

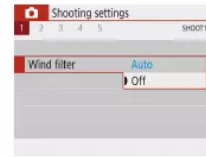
- [Dynamic IS] is not available when [IS mode] is set to [Off] (M/36).

Sound Settings

▶ Still Images ▶ Movies

Deactivating the Wind Filter

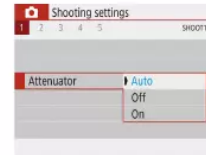
Noise caused by strong wind can be reduced. However, the recording may sound unnatural when this option is used when there is no wind. In this case, you can deactivate the wind filter.



- Choose **[MENU]** menu (M/23) > [Wind filter] > [Off].

Using the Attenuator

The attenuator can reduce audio distortion in noisy environments. However, in quiet environments, it lowers the sound-recording level.



- Choose **[MENU]** menu (M/23) > [Attenuator], and then choose the desired option.

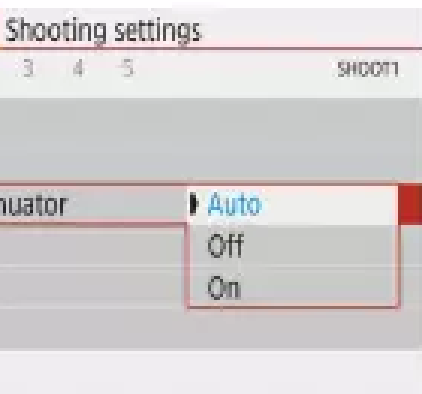
caused by strong wind can be reduced. However, the recording sound unnatural when this option is used when there is no wind. In this case, you can deactivate the wind filter.




- Choose  menu (📖23) > [Wind filter] > [Off].

Using the Attenuator

The attenuator can reduce audio distortion in noisy environments. However, in quiet environments, it lowers the sound-recording level.



- Choose  menu (📖23) > [Attenuator], and then choose the desired option.